MCMJ1 series

PEN CYLINDERS



Table for standard stroke

Tube I.D.	Stroke (mm)
ϕ4	5,10,15,20

Order example:

MCMJ1 – 15 – 4 – 10

MODEL

1: Single Rod

TUBE I.D.

STROKE (mm)
5,10,15,20

STYLE:

Code		Symbol	Description
1	5		Single acting / Normally returned male thread

Dimensions:

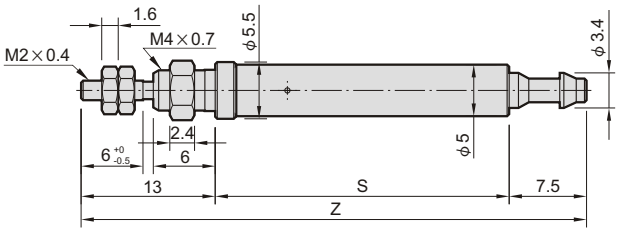

Code / Stroke / I.D.	S				Z			
	5	10	15	20	5	10	15	20
4	19.5	28.5	37.5	46.5	40	49	58	67

Specification:

Model	MCMJ1
Acting type	Single acting
Tube I.D. (mm)	4
Medium	Air
Max operating pressure	7 kgf/cm^2
Min operating pressure	3 kgf/cm^2
Proof pressure	10 kgf/cm^2
Ambient temperature	−5~+60℃ (No freezing)
Lubricator	Not required
Available speed range	50~500 mm/sec

※ All this product line is w/o magnet.

Spring retracting force:

(N)

Tube I.D.	Extended position	Retracted position
ϕ4	3.04	1.07

Theoretical force:

(N)

Tube I.D.	Operation direction	Piston area (mm)	Operating pressure (MPa)				
			0.3	0.4	0.5	0.6	0.7
ϕ4	OUT	12.6	0.74	2.0	3.26	4.52	5.78
	IN	—	1.47				

Cylinder weight:

(g)

Tube I.D.	Stroke (mm)			
	5	10	15	20
ϕ4	38	48	58	68

Inside structure & Parts list:

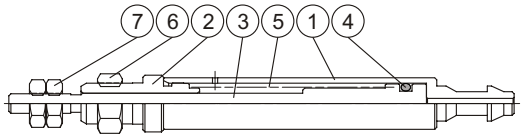

No.	Part name	Material
1	Tube	Copper
2	Rod cover	Copper
3	Piston rod	Stainless steel
4	Pistion packing	NBR
5	Spring	Stainless steel
6	Tie nut	Copper
7	Rod front nut	Copper